Friday 27th November 2026 — Issue 92

The Shoreditch Park Scoop



WINTERFEST

What a wonderful time we had at Winterfest! It was lovely to see so many children and families staying after school to celebrate together. The Salvation Army band filled the playground with festive music as families explored the stalls, enjoyed a delicious Christmas meal and took part in activities around the school.

Meeting the reindeer was a highlight, especially seeing the beautiful six-month-old calf. There was plenty of excitement at Santa's Grotto, too, as children waited for their turn to meet Father Christmas, share their Christmas wishes and receive a small gift.

There was lots to make and do. Carolyn, one of our parents, helped children design their own beautiful wrapping paper to take home. Children also pressed cloves into oranges to make patterned pomanders, decorated gingerbread and had their faces painted. Rena, another of our parents, organised and ran special Winterfest activities for the children in our ARP.

A huge thank you to all the staff who worked so hard to make Winterfest happen, to our kitchen team for preparing a delicious Christmas meal, and to our PTA for running such a successful cake and hot drinks stall. And, of course, a special thank you to Father Christmas himself for taking the time to listen to so many Christmas wishes!











WINTERFEST


















WINTERFEST

















FIRE SERVICE VISIT- RECEPTION





This term in Reception our Topic has been 'People who help us'.

On Tuesday we had a special visit from the Shoreditch Fire Brigade - the children had a chance to sit inside the fire engine and even spray the hose!

The children really enjoyed meeting the fire fighters - especially after previously reading all about them in one of our focus stories *Emergency*!









OPAL SMALL WORLD PLAY

Our OPAL Small World area has been growing! Thanks to a generous donation, we now have a dolls' house for the children to play with, alongside lots of vehicles, miniature furniture, people and dinosaurs.

The children have loved exploring the new resources at lunchtimes, arranging the rooms in the dolls' house and making up adventures with the vehicles and dinosaurs. It's been lovely to see them sharing ideas and creating stories together. Thank you for donating the dolls' house and helping us develop this popular play area.



MEET OUR HACKNEY READING CHAMPIONS!





Our Hackney Reading Champions introduced themselves in assembly this week and shared which year groups they'll be supporting. It was a lovely opportunity for pupils to meet their Reading Champions and hear how they'll be helping to celebrate reading across Shoreditch Park.

This week, the Champions will be out in the playground asking pupils about their favourite books and authors. They're looking forward to hearing which stories pupils return to again and again, which authors make them laugh and what they'd recommend to a friend.

If you spot a Reading Champion at playtime, come and tell them about a book you love!

GETTING THE SCHOOL GARDEN READY FOR SPRING

Pupils have been busy in the school garden. One of their biggest jobs has been gathering fallen leaves and adding them to our composting area, where they'll break down over time. The beds are already full of plants ready to bloom in spring, and we're looking forward to seeing the first flowers appear. Well done to everyone who has lent a hand!









OPAL- WHEELED TOYS

Our wheeled toys have been a big hit this week! Children have been experimenting with speed and direction, seeing how smoothly they can turn and practising slowing down and stopping with control.

Everyone has been following our safety rules: ride in the agreed area, look where you're going, leave plenty of space for others and slow down when someone is nearby. We've also seen children taking turns so that everyone gets a chance to join in.







ATTENDANCE AND PUNCTUALITY

Attendance 16th-20th November	
Class	Attendance
Rosen	92.5%
Browne	91.5%
Donaldson	89.0%
Deacon	93.3%
Grey	95.9%
Hoffman	92.4%
Jeffers	97.3%
Briggs	94.7%
King-Smith	96.3%
Almond	94.8%
Morpurgo	93.0%
Dahl	92.3%
Tan	95.4%
Milligan	95.0%
Zephaniah	96.8%



Lates 16th-20th November	
Class	Number of late marks
Rosen	1
Browne	3
Donaldson	3
Deacon	7
Grey	9
Hoffman	8
Jeffers	6
Briggs	0
King-Smith	1
Almond	4
Morpurgo	10
Dahl	6
Tan	8
Milligan	2
Zephaniah	5

Congratulations to the classes with the best attendance.

ROSEN class in EYFS

JEFFERS class in KS1

ZEPHANIAH class in KS2
well done



Gold standard punctuality goes to…
BRIGGS
Well done

A GLIMPSE INTO OUR SCHOOL'S PAST

We've shared a similar photograph of boys doing drills at Gopsall Street School before, but this one gives us a much wider view of our playground. Look closely at the far left of the picture. Can you spot the steps near what is now our Nursery?

Drill was an early form of PE. Pupils lined up in rows and followed their teacher's commands, moving together as they marched on the spot, stretched their arms or practised balancing. In this photograph, rows of boys are caught mid-exercise, bending their knees with their hands beside their heads. Imagine trying to get the whole playground to do that at exactly the same time!

Next time you're near the Nursery, take a look at those steps and see what else you can recognise from the photograph.





ALMOND CLASS BRINGS ANGLO-SAXON JUSTICE TO LIFE

On Year 4 Almond Class took us back to Anglo-Saxon times in a brilliant assembly linked to their history topic, Crime and Punishment. Through dramatic scenes, songs and cleverly chosen props, the children showed how justice was carried out and gave us a glimpse of how attitudes to crime and punishment have changed over time. Well done, Almond Class, for bringing your history learning to life!



PLAY DETECTIVES

Well done to Halima, Remi, Alionna and Anaya, our Play Detectives this week! Their role is to watch how other children play at lunchtime and share what they notice, from creative ways of using the equipment to how children include others in their games.







"We noticed lots of good friends in the playground."



"People love singing and dancing in the Gazebo."





"People have been enjoying playing with the boards with wheels this week. They enjoy rolling down the hill."

PEEP COFFEE MORNING FOR NURSERY PARENTS







BRIGGS CLASS ASSEMBLY

In Friday's assembly, Briggs Class proudly shared what they've been learning this autumn term. The children sang songs and shared some excellent examples of their work, giving us a lovely glimpse into their learning. Well done to the pupils for sharing their work with such enthusiasm and thank you to the Briggs Class team for putting the assembly together.



ARBOR POSTER

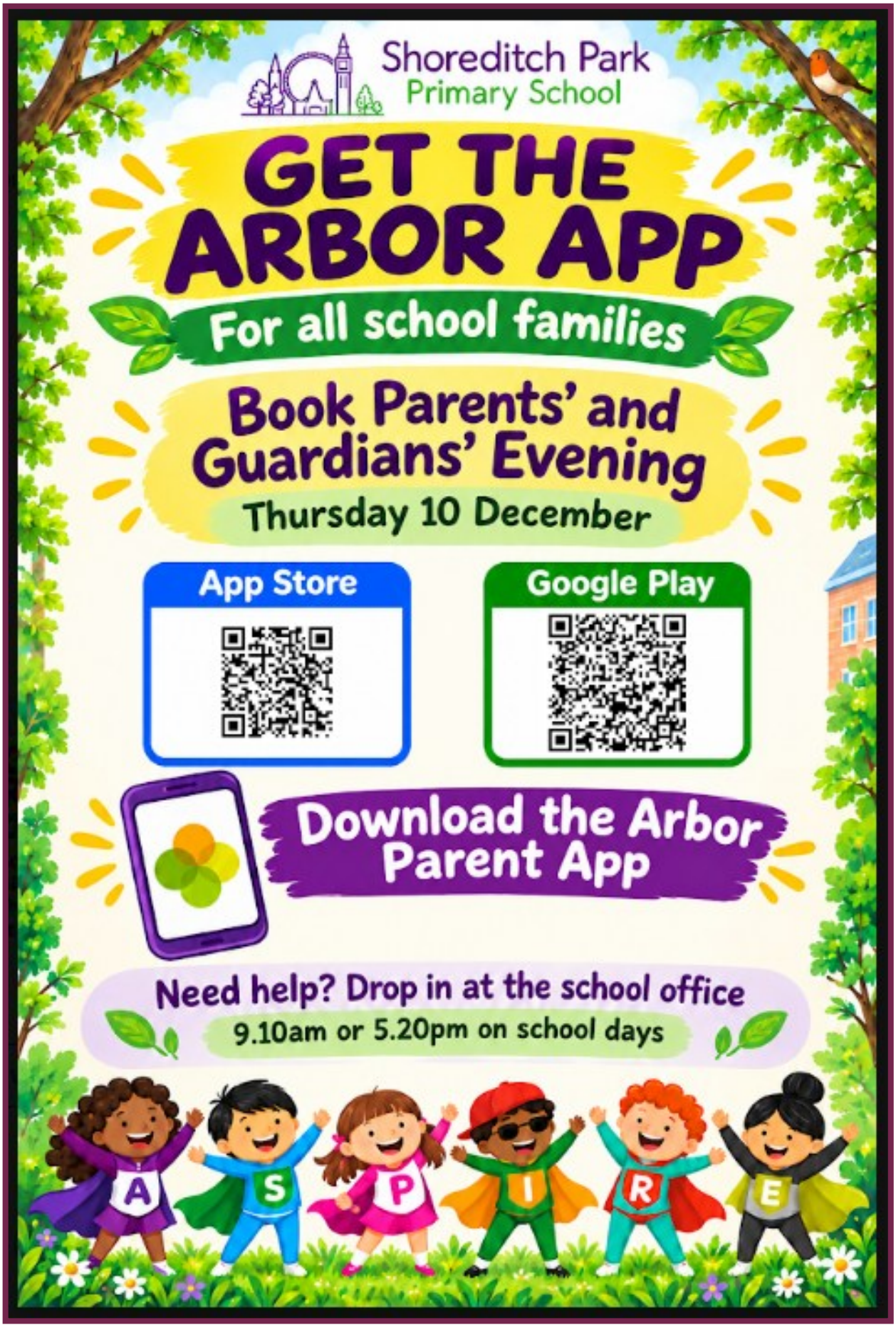

SPPS - CROSSWORD

SHOREDITCH PARK PRIMARY

December Wordsearch

Find all 20 words. Look across, up, down and diagonally.

Words can run forwards or backwards. Ignore spaces.

E	W	E	W	I	N	T	E	R	F	E	S	T	F	H
Z	S	E	K	A	S	P	I	R	E	D	E	E	J	W
L	E	F	A	M	I	L	Y	F	R	I	D	A	Y	S
H	V	K	H	L	H	A	S	N	E	T	T	I	M	B
D	I	Q	C	Z	G	R	X	P	O	O	C	S	N	K
E	T	S	C	E	L	E	B	R	A	T	I	O	N	V
C	C	L	T	C	E	D	E	L	C	I	C	I	K	R
E	E	O	S	S	C	S	E	Q	U	W	W	B	R	E
M	T	R	O	Q	S	E	I	L	L	E	W	O	A	E
B	E	A	R	E	K	A	L	F	W	O	N	S	P	D
E	D	C	F	S	N	R	E	T	N	A	L	I	R	N
R	Y	M	L	S	H	O	R	E	D	I	T	C	H	I
J	A	P	L	A	Y	G	R	O	U	N	D	A	D	E
H	L	N	V	U	P	Y	R	A	M	I	R	P	Q	R
T	P	X	U	A	G	O	Q	Q	V	T	O	L	I	G

December

December
Icicle
Frost
Snowflake
Wellies
Mittens
Reindeer
Carols
Lantern
Celebration

Our school

Shoreditch
Park
Primary
ASPIRE
OPAL
Playground
Play Detectives
Family Fridays
Winterfest
Scoop

SAFEGUARDING TIP OF THE WEEK – SAFER JOURNEYS ON DARKER EVENINGS

As winter approaches, it can already be getting dark by the time children leave school. A reflective clip on a school bag or a reflective strip on a coat can help drivers see your child more easily.

On your next walk home together, ask your child to show you where they would cross. Choose a well-lit crossing where possible and practise stopping, looking and listening together. If your child walks home independently, take a few minutes to walk their usual route with them after dark so you can agree where it's safest to cross.



MAKE A PAPER SNOWFLAKE

Bring a little Winterfest magic home with this easy craft. All you need is a sheet of paper and a pair of scissors. Scrap paper works brilliantly too!

Start with a square of paper. Fold it in half diagonally to make a triangle, then fold the triangle in half again.

Snip small triangles, curves or zigzags along the edges. Leave some of each folded edge intact so your snowflake stays in one piece.

Gently unfold the paper to reveal your design.

Stick it in a window or hang it up with a piece of string.

Younger children can draw shapes for a grown-up to cut out. Can you make two snowflakes with completely different patterns?



SPPS - WORDSEARCH

Winterfest Crossword

School life, Winterfest and general knowledge

Write one letter in each square. Leave out spaces in two-word answers.



Across

1 A spiky animal that curls into a ball when threatened (8)

5 A flat shape with eight sides (7)

7 Activities where you make things with paper, glue or other materials (6)

9 The name of our school's winter celebration (10)

11 The four-letter name for our outdoor play and learning programme (4)

12 A group of people who play music together (4)

14 The playground area where you can make pretend pies with soil and water (3, 7)

15 The world's highest mountain above sea level (7)

Down

2 The London borough where our school is based (7)

3 What water turns into when it freezes (3)

4 The name we give to our school values (6)

6 At Winterfest, you can visit Santa in his _____ (6)

8 The animals that pull Santa's sleigh (8)

10 The river that flows through London (6)

13 Our school newsletter is called The _____ (5)

14 The planet known as the Red Planet (4)